

**С. КОРГУЕВ**

**УПРАЖНЕНИЯ  
В ДВОЙНЫХ НОТАХ**

**ДЛЯ СКРИПКИ**

**ГОСУДАРСТВЕННОЕ МУЗЫКАЛЬНОЕ ИЗДАТЕЛЬСТВО**  
Москва 1954

С. КОРГУЕВ

УПРАЖНЕНИЯ  
В ДВОЙНЫХ НОТАХ

ДЛЯ СКРИПКИ

ГОСУДАРСТВЕННОЕ МУЗЫКАЛЬНОЕ ИЗДАТЕЛЬСТВО

Москва 1954


# Упражнения в двойных нотах

для скрипки


С. КОРГУЕВ \*)

## I

Все указанные упражнения, написанные на струнах Соль-Ре, следует играть и на других струнах, т.е. на Ре-Ля и на Ля-Ми. Кроме того, их необходимо играть во всех других тональностях, как в мажоре, так и в гармоническом миноре. Например:


1-е упражнение в *ре*  $\flat$  мажоре:  и т.д.

1-е упражнение в *соль* миноре:  и т.д.

1-е упражнение в *фа*  $\sharp$  миноре:  и т.д.

Наиболее целесообразно играть упражнения каждый день в какой-либо одной тональности с тем, чтобы на следующий день играть в другой. В любой тональности упражнение следует начинать всегда с первой позиции. Для развития быстроты движения и трели целесообразно играть упражнения следующим способом:



1. 

II поз.

III поз.

IV поз.

V поз.


VI поз.

VII поз.

VI поз.

V поз.

и т.д.

2. 

II поз.

\*) Коргуев, Сергей Павлович (1863-1939) - профессор Ленинградской консерватории по классу скрипки с 1900 по 1924 г.

III поз. IV поз.

V поз. VI поз.

VII поз. VI поз. V поз. и т.д.

3. II поз.

III поз. IV поз.

V поз. VI поз.

VII поз. VI поз. и т.д.

4. II поз.

III поз. IV поз.

V поз. VI поз.

VII поз. VI поз. V поз. и т.д.

5. II поз.

III поз. IV поз.

V поз. VI поз.

VII поз. VI поз. V поз. и т.д.

6. II поз.

III поз. IV поз.

V поз. VI поз.

VII поз. VI поз. V поз. и т. д.

7a II поз.

III поз. IV поз.

V поз. VI поз.

VII поз. VI поз. V поз. и т. д.

7b II поз.

III поз. IV поз.

V поз. VI поз.

VII поз. VI поз. V поз. и т. д.

8a II поз.



III поз. IV поз.



V поз. VI поз.



VII поз. VI поз. V поз. и т. д.



8b II поз.



III поз. IV поз.



V поз. VI поз.



VII поз. VI поз. V поз. и т. д.



9. II поз.

III поз. IV поз.

V поз. VI поз.

VII поз. VI поз. V поз. и т.д.

10. II поз.

III поз. IV поз.

V поз. VI поз.

VII поз. VI поз. V поз. и т.д.



11.

III поз.

V поз.

VII поз.

12.

III поз.

V поз.

VII поз.

# II

The musical score consists of ten staves of music. Each staff begins with a treble clef. The first staff has a key signature of one sharp (F#) and a time signature of 1/2. The second staff has a key signature of one sharp (F#) and a time signature of 3/8. The third staff has a key signature of two flats (Bb, Eb) and a time signature of 2/4. The fourth staff has a key signature of one sharp (F#) and a time signature of 3/4. The fifth staff has a key signature of two flats (Bb, Eb) and a time signature of 2/4. The sixth staff has a key signature of one sharp (F#) and a time signature of 3/4. The seventh staff has a key signature of two flats (Bb, Eb) and a time signature of 3/4. The eighth staff has a key signature of one sharp (F#) and a time signature of 2/4. The ninth staff has a key signature of one sharp (F#) and a time signature of 3/4, with the instruction "sul D-A" written above it. The tenth staff has a key signature of two flats (Bb, Eb) and a time signature of 3/4. The music features complex rhythmic patterns with slurs and fingerings (1, 2, 3, 4) indicated below the notes.

3  
4

1  
2

2  
3 3

3  
4 4

sul A - E  
2 3

1  
2 3

2  
3 4

3  
4 4

1  
2 3

2  
3 4

3  
4

sul G-D

2.

This section contains 12 measures of music, organized into two systems of six staves each. The first system (measures 1-6) is in the key of G major (one sharp) and the second system (measures 7-12) is in the key of D major (two sharps). The music consists of sixteenth-note patterns, often beamed in groups of four. Fingerings are indicated by numbers 1-3 above or below notes. The first measure of the first system has a '2' above the first note. The second measure of the first system has a '2' above the first note and a '3' below the second note. The third measure of the first system has a '2' above the first note and a '3' below the second note. The fourth measure of the first system has a '2' above the first note and a '3' below the second note. The fifth measure of the first system has a '2' above the first note and a '3' below the second note. The sixth measure of the first system has a '2' above the first note and a '3' below the second note. The seventh measure of the second system has a '2' above the first note and a '3' below the second note. The eighth measure of the second system has a '2' above the first note and a '3' below the second note. The ninth measure of the second system has a '2' above the first note and a '3' below the second note. The tenth measure of the second system has a '2' above the first note and a '3' below the second note. The eleventh measure of the second system has a '2' above the first note and a '3' below the second note. The twelfth measure of the second system has a '2' above the first note and a '3' below the second note.

sul D-A

This section contains 6 measures of music, organized into two systems of three staves each. The first system (measures 13-15) is in the key of D major (two sharps) and the second system (measures 16-18) is in the key of A major (three sharps). The music consists of sixteenth-note patterns, often beamed in groups of four. Fingerings are indicated by numbers 1-3 above or below notes. The first measure of the first system has a '1' above the first note and a '2' below the second note. The second measure of the first system has a '1' above the first note and a '2' below the second note. The third measure of the first system has a '1' above the first note and a '2' below the second note. The fourth measure of the first system has a '1' above the first note and a '2' below the second note. The fifth measure of the first system has a '1' above the first note and a '2' below the second note. The sixth measure of the first system has a '1' above the first note and a '2' below the second note. The seventh measure of the second system has a '1' above the first note and a '2' below the second note. The eighth measure of the second system has a '1' above the first note and a '2' below the second note. The ninth measure of the second system has a '1' above the first note and a '2' below the second note. The tenth measure of the second system has a '1' above the first note and a '2' below the second note. The eleventh measure of the second system has a '1' above the first note and a '2' below the second note. The twelfth measure of the second system has a '1' above the first note and a '2' below the second note.

The image displays ten staves of musical notation, likely for guitar, arranged vertically. Each staff contains a series of arpeggiated chords, often grouped by slurs and connected by a double bar line. The notation includes various fingerings (1, 2, 3, 4) and accidentals (sharps, flats, naturals). The first staff begins with a treble clef and a key signature of one sharp (F#). The second staff has a key signature of one flat (Bb). The third staff has a key signature of one sharp (F#). The fourth staff is marked "sul A-E" and has a key signature of one sharp (F#). The fifth staff has a key signature of one flat (Bb). The sixth staff has a key signature of one sharp (F#). The seventh staff has a key signature of one flat (Bb). The eighth staff has a key signature of one sharp (F#). The ninth staff has a key signature of one flat (Bb). The tenth staff has a key signature of one flat (Bb). The notation is dense and technical, typical of advanced guitar exercises or études.

## III

Эти упражнения в хроматических гаммах с выдержанной нотой на другой струне следует играть и на остальных струнах, т. е. на Соль-Ре, и на Ля-Ми

The image displays eight staves of musical notation for guitar exercises. Each staff begins with a treble clef and a key signature of one sharp (F#). The exercises are organized into four pairs, each pair consisting of an ascending and a descending chromatic scale. The first staff of each pair starts on a higher note (G4, A4, B4, C5, D5, E5, F#5, G5) and the second staff starts on a lower note (F#4, G4, A4, B4, C5, D5, E5, F#5). The notation includes various fingerings (1-4) and slurs. The exercises are: 1. Ascending and descending chromatic scale starting on G4, with a sustained G4 on the second string. 2. Ascending and descending chromatic scale starting on A4, with a sustained A4 on the second string. 3. Ascending and descending chromatic scale starting on B4, with a sustained B4 on the second string. 4. Ascending and descending chromatic scale starting on C5, with a sustained C5 on the second string. 5. Ascending and descending chromatic scale starting on D5, with a sustained D5 on the second string. 6. Ascending and descending chromatic scale starting on E5, with a sustained E5 on the second string. 7. Ascending and descending chromatic scale starting on F#5, with a sustained F#5 on the second string. 8. Ascending and descending chromatic scale starting on G5, with a sustained G5 on the second string.

## IV

При изучении гамм сверху вниз целесообразно сначала играть следующим образом:

а затем: и т.д.

Целесообразно также играть и следующим способом:

и т.д. D-A A-E

До маж.

Ля мин.

Соль маж.

Ми мин.

Ре маж.

Си мин.

Ля маж.

Handwritten musical notation for the Ly major scale. The staff shows the notes of the scale with fingerings (1-4) and accents above them. The notes are: G4, A4, B4, C5, D5, E5, F#5, G5.

Фа # мин.

Handwritten musical notation for the Fa# minor scale. The staff shows the notes of the scale with fingerings (1-4) and accents above them. The notes are: G4, A4, B4, C5, D5, E5, F#5, G5.

Ми маж.

Handwritten musical notation for the Mi major scale. The staff shows the notes of the scale with fingerings (1-4) and accents above them. The notes are: F#4, G4, A4, B4, C5, D5, E5, F#5.

До # мин.

Handwritten musical notation for the Do# minor scale. The staff shows the notes of the scale with fingerings (1-4) and accents above them. The notes are: F#4, G4, A4, B4, C5, D5, E5, F#5.

Си маж.

Handwritten musical notation for the Si major scale. The staff shows the notes of the scale with fingerings (1-4) and accents above them. The notes are: G4, A4, B4, C5, D5, E5, F#5, G5.

Соль # мин.

Handwritten musical notation for the Sol# minor scale. The staff shows the notes of the scale with fingerings (1-4) and accents above them. The notes are: G4, A4, B4, C5, D5, E5, F#5, G5.

Фа # маж.

Handwritten musical notation for the Fa# major scale. The staff shows the notes of the scale with fingerings (1-4) and accents above them. The notes are: G4, A4, B4, C5, D5, E5, F#5, G5.

Ре # мин.

Handwritten musical notation for the Re# minor scale. The staff shows the notes of the scale with fingerings (1-4) and accents above them. The notes are: G4, A4, B4, C5, D5, E5, F#5, G5.

Ре b маж.

Handwritten musical notation for the Reb major scale. The staff shows the notes of the scale with fingerings (1-4) and accents above them. The notes are: F4, G4, A4, B4, C5, D5, E5, F5.



Си б мин.

Musical staff for Si b min. (C major). The staff contains a sequence of notes with fingerings (1, 2, 3, 4) and slurs. The notes are: C4, D4, E4, F4, G4, A4, B4, C5, B4, A4, G4, F4, E4, D4, C4. There are also some rests and accidentals (sharps) on the notes.

Ля б маж.

Musical staff for Ля б маж. (D major). The staff contains a sequence of notes with fingerings (1, 2, 3, 4) and slurs. The notes are: D4, E4, F#4, G4, A4, B4, C5, B4, A4, G4, F#4, E4, D4. There are also some rests and accidentals (sharps).

Фа мин.

Musical staff for Фа мин. (E major). The staff contains a sequence of notes with fingerings (1, 2, 3, 4) and slurs. The notes are: E4, F#4, G4, A4, B4, C5, B4, A4, G4, F#4, E4. There are also some rests and accidentals (sharps).

Ми б маж.

Musical staff for Ми б маж. (F major). The staff contains a sequence of notes with fingerings (1, 2, 3, 4) and slurs. The notes are: F4, G4, A4, B4, C5, B4, A4, G4, F4. There are also some rests and accidentals (sharps).

До мин.

Musical staff for До мин. (G major). The staff contains a sequence of notes with fingerings (1, 2, 3, 4) and slurs. The notes are: G4, A4, B4, C5, B4, A4, G4. There are also some rests and accidentals (sharps).

Си б маж.

Musical staff for Си б маж. (C major). The staff contains a sequence of notes with fingerings (1, 2, 3, 4) and slurs. The notes are: C4, D4, E4, F4, G4, A4, B4, C5, B4, A4, G4, F4, E4, D4, C4. There are also some rests and accidentals (sharps).

Соль мин.

Musical staff for Соль мин. (D major). The staff contains a sequence of notes with fingerings (1, 2, 3, 4) and slurs. The notes are: D4, E4, F#4, G4, A4, B4, C5, B4, A4, G4, F#4, E4, D4. There are also some rests and accidentals (sharps).

Фа маж.

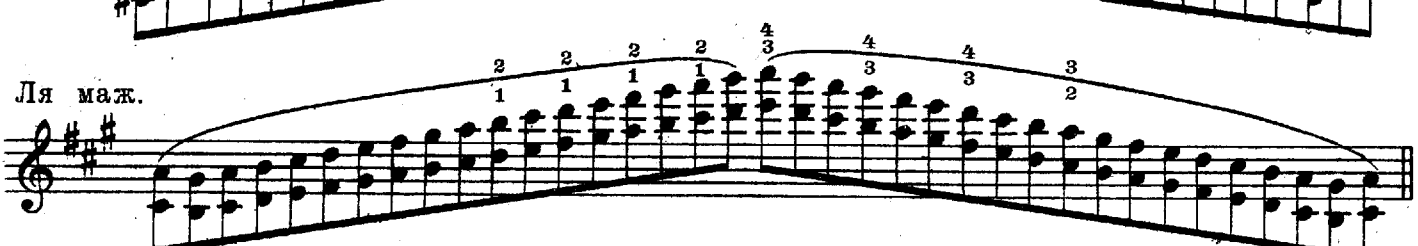

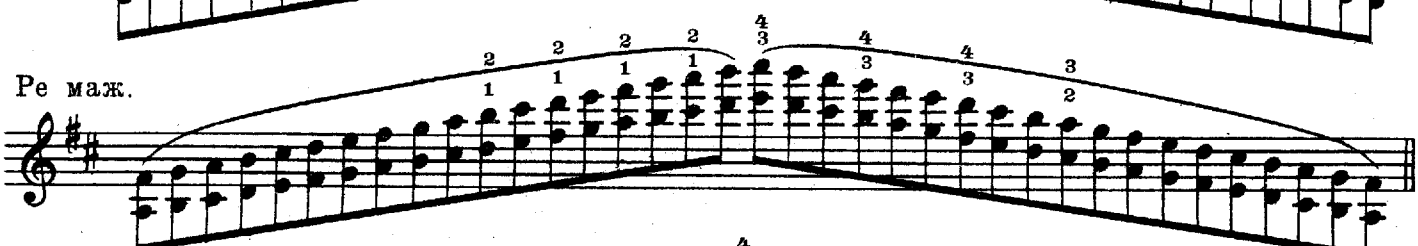
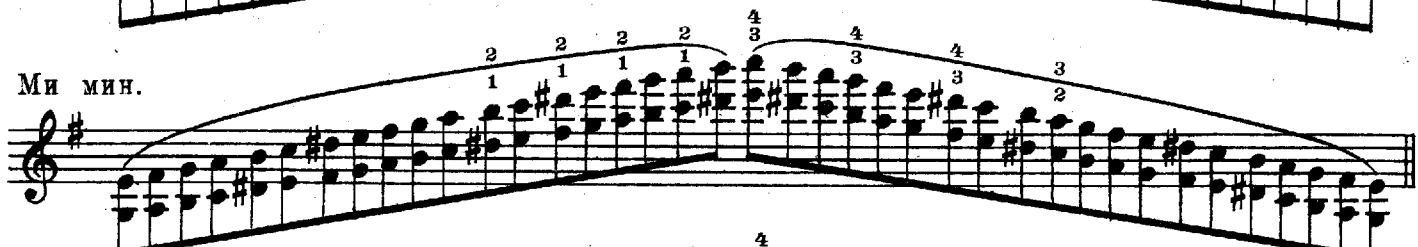
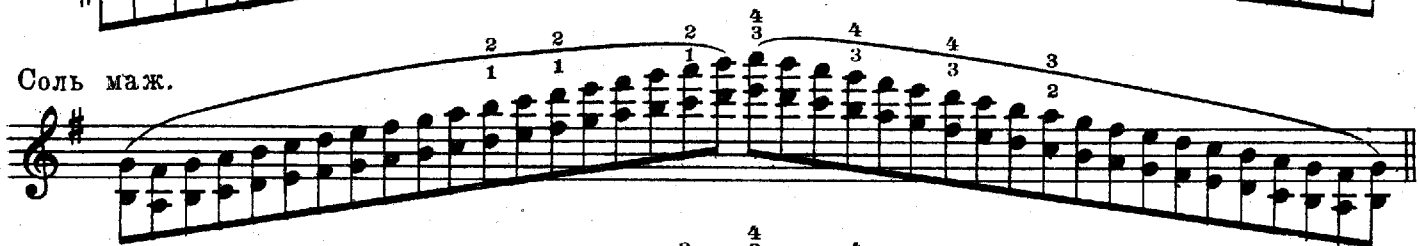

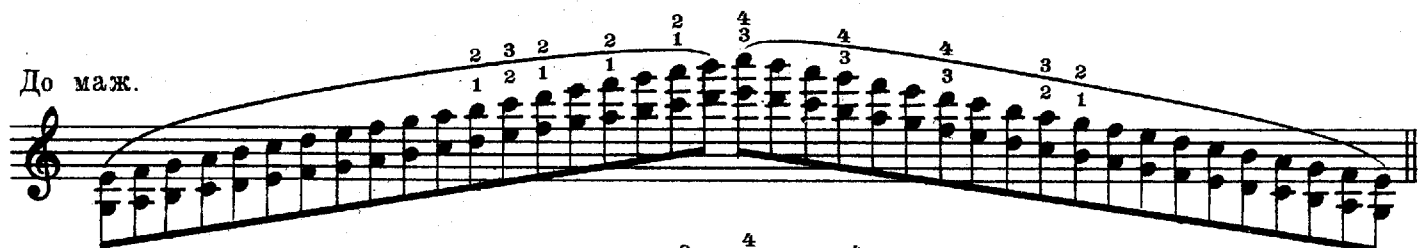
Musical staff for Фа маж. (E major). The staff contains a sequence of notes with fingerings (1, 2, 3, 4) and slurs. The notes are: E4, F#4, G4, A4, B4, C5, B4, A4, G4, F#4, E4. There are also some rests and accidentals (sharps).

Ре мин.

Musical staff for Ре мин. (F major). The staff contains a sequence of notes with fingerings (1, 2, 3, 4) and slurs. The notes are: F4, G4, A4, B4, C5, B4, A4, G4, F4. There are also some rests and accidentals (sharps).

## V

Прежде чем приступить к изучению гамм в секстах полезно играть следующее упражнение:



Фа # мин.

Ми маж.

До # мин.

Си маж.

Соль # мин.

Фа # маж.

Ре # мин.

Ре б маж.

Си б мин.

Ля  $\flat$  маж.

Musical notation for the Ly flat major scale. The scale is written on a treble clef staff with a key signature of two flats (Bb and Eb). The notes are G4, Ab4, Bb4, C5, D5, Eb5, F5, G5. Fingerings are indicated by numbers 1-4 above the notes. Slurs are placed over the first six notes and the last three notes.

Фа мин.

Musical notation for the Fa minor scale. The scale is written on a treble clef staff with a key signature of three flats (Bb, Eb, and Ab). The notes are G4, Ab4, Bb4, C5, D5, Eb5, F5, G5. Fingerings are indicated by numbers 1-4 above the notes. Slurs are placed over the first six notes and the last three notes.

Ми  $\flat$  маж.

Musical notation for the Mi flat major scale. The scale is written on a treble clef staff with a key signature of one flat (Bb). The notes are G4, Ab4, Bb4, C5, D5, Eb5, F5, G5. Fingerings are indicated by numbers 1-4 above the notes. Slurs are placed over the first six notes and the last three notes.

До мин.

Musical notation for the Do minor scale. The scale is written on a treble clef staff with a key signature of one flat (Bb). The notes are G4, Ab4, Bb4, C5, D5, Eb5, F5, G5. Fingerings are indicated by numbers 1-4 above the notes. Slurs are placed over the first six notes and the last three notes.

Си  $\flat$  маж.

Musical notation for the Si flat major scale. The scale is written on a treble clef staff with a key signature of no sharps or flats. The notes are G4, Ab4, Bb4, C5, D5, Eb5, F5, G5. Fingerings are indicated by numbers 1-4 above the notes. Slurs are placed over the first six notes and the last three notes.

Соль мин.

Musical notation for the Sol minor scale. The scale is written on a treble clef staff with a key signature of one sharp (F#). The notes are G4, Ab4, Bb4, C5, D5, Eb5, F5, G5. Fingerings are indicated by numbers 1-4 above the notes. Slurs are placed over the first six notes and the last three notes.

Фа маж.

Musical notation for the Fa major scale. The scale is written on a treble clef staff with a key signature of no sharps or flats. The notes are G4, Ab4, Bb4, C5, D5, Eb5, F5, G5. Fingerings are indicated by numbers 1-4 above the notes. Slurs are placed over the first six notes and the last three notes.

Ре мин.

Musical notation for the Re minor scale. The scale is written on a treble clef staff with a key signature of one sharp (F#). The notes are G4, Ab4, Bb4, C5, D5, Eb5, F5, G5. Fingerings are indicated by numbers 1-4 above the notes. Slurs are placed over the first six notes and the last three notes.

## VI

Так как октавы играютя одними и теми-же пальцами, то здесь выписаны только две гаммы, одна с открытыми струнами, а другая без них. При упражнении в октавах 1-3 и 2-4 пальцами полезно играть также, как указано в терциях, т. е.:

1.

2.

## VII

Для децим здесь выписаны также только 2 гаммы, по тем же причинам, что и в предыдущем параграфе.



This page contains ten staves of musical notation, each featuring a melodic line with various fingerings and articulations. The notation includes treble clefs, key signatures (one flat, two flats, and two sharps), and various rhythmic values. Fingerings are indicated by numbers 1-4 above or below notes. Articulations such as slurs and accents are used throughout. Some staves include additional markings like 'b' and 'O' below the notes. The music is organized into measures, with some measures containing multiple notes beamed together.

V поз. ....

V поз. ....



This page contains ten staves of musical notation for guitar, arranged vertically. Each staff begins with a treble clef and a key signature of one sharp (F#). The notation includes various rhythmic patterns, slurs, and fingerings. The first two staves are labeled "IV поз." (IV position), and the fifth staff is labeled "V поз." (V position). The notation includes complex fingerings such as triplets and sixteenth-note runs. The key signature changes to one flat (Bb) for the last three staves. The page is numbered "24" in the top left corner.

This page contains eight staves of musical notation, each featuring a melodic line with various fingerings and articulations. The staves are arranged vertically and are connected by a long horizontal slur. The notation includes treble clefs, key signatures (F# and B#), and various rhythmic values. Fingerings are indicated by numbers 1, 2, 3, and 4 above the notes. Some notes have a '0' below them, possibly indicating a natural or breath mark. The music is written in a style typical of a technical exercise or a short piece for a stringed instrument.

# IX

This page contains ten staves of musical notation for guitar, arranged in a single column. Each staff begins with a treble clef and a key signature of two sharps (F# and C#). The music is written in a style that emphasizes technical exercises, with many notes beamed together and grouped under slurs. Above the notes, various numbers (1, 2, 3, 4) indicate fingerings. Some staves include circled numbers (e.g., 1, 2, 3, 4) and other symbols like 'O' and 'b' (basso clef). The notation is dense and covers a wide range of frets, as indicated by the sharp and flat signs on the staff lines. The overall layout is clean and professional, typical of a music manuscript or a guitar method book.

3

VI

IV

b

This page contains ten staves of musical notation for guitar. Each staff begins with a treble clef and a key signature. The first three staves are in the key of D major (two sharps), the fourth in D minor (two flats), the fifth in G major (one sharp), the sixth in G minor (one flat), the seventh in C minor (three flats), and the eighth, ninth, and tenth in F major (one flat). The notation includes notes, rests, and slurs. Fingering numbers (1-4) are placed above notes to indicate fingerings. Some notes are marked with 'O', likely representing natural harmonics. Below the notes, fretboard diagrams are provided for each staff, showing the positions of the notes on the strings and frets. The diagrams use numbers 1-4 to indicate fingerings and 'O' for natural harmonics.

This page contains eight staves of musical notation for guitar. Each staff begins with a treble clef and a key signature. The first four staves are in the key of D major (two sharps), and the last four are in the key of B minor (two flats). The notation includes various chord voicings, often with a bass line indicated by a thick line below the notes. Fingering numbers (1-4) are placed above the notes to indicate fingerings. Some notes are marked with a circled 'O', likely indicating natural harmonics. The music is organized into measures, with some measures containing multiple chords. The overall style is that of a technical exercise or a short piece for guitar.



